

MODERN FOLK EMBROIDERY



FREE PALESTINE
Are we not their Brothers & Sisters?

F R E E P A L E S T I N E

Are we not their Brothers & Sisters?

Rotterdam, May 8th, 2024

Lately, my great-uncle Jacob de Graaf and his wife Trijntje de Kroon have been on my mind. Three years ago, they were posthumously awarded the Yad Vashem award for bravery displayed during the Second World War by hiding Jewish citizens in their homes and saving them from certain death at the hands of the Nazis.

I never got to know them as they passed just before and after my birth, but I admire their bravery in doing what they felt was right at a time when it was not only difficult but potentially life-threatening. They stood up for people they could help.

I thought of it again yesterday when I saw a young man (@samih.madhoun on Instagram) playing a borrowed oud and singing songs in the refugee camp in Rafah, lifting the spirits of fellow refugees through his art. As I tearfully watched the video, I got angry at myself for not doing more besides weeping at my phone.

For months, I have been shocked into a state of numbness by the genocide playing out on my TV, computer and phone. The annihilation of Palestine by the Israeli army is being broadcast to us live, and for too long, I have been struggling with how to express my fear, my anger, my frustration, and my support for the Palestinian people.

We cannot turn a blind eye to what is currently happening. Our political leaders need to take action and speak out against the current genocide. I do not have the bravery of my great-aunt and uncle, but I can design patterns and share them with others—and hopefully inspire folks to speak out, too.

My great-uncle did what was right during WWII. Will we do the same for our brothers and sisters in Palestine?

ABOUT THE DESIGN

This design uses Tareez motifs found on traditional Palestinian dress. The central motif, called Scissors and Roses (Muqass wa Ward), comes from Gaza. As the land is torn apart, I split the design into two, placing the question “Are we not their brothers and sisters” between them.

On the sides is a rose border found on a dress from Ramallah. The doves at the bottom are found on many Palestinian embroideries.

TECHNICAL DETAILS

This design uses two colours: Black (2224 crosses) and Red (4226 crosses). It measures 113 crosses in width and 153 crosses in height. It features only full crosses and no specialty stitches. From the second page of the pattern onwards, you will notice a greyed-out area of 3 crosses wide – this indicates an overlap with the previous page to make it easier for you to continue stitching.

The graph below gives size- and floss estimates for a wide range of materials. Floss calculations are based on working with 2 strands on 28- to 36-count linen (14- to 16-count aida). Higher counts use a single strand. You are free to stitch with as many strands as you like. The first floss estimate is for black, the 2nd for red. For instance, on 32-count linen, you would require 1.1 skein of black floss (standard 8 metre length skeins such as DMC and Anchor), and 2.1 skein of red floss.

I charted this in black and red, but feel free to choose your own colours. If you stitch on white, you could add some green to the design for instance to reflect the colours of the Palestinian flag.

Thank you so much for downloading this free pattern and showing your support for Palestine. If you can, please make a donation to organisations who are actually doing amazing work in physically helping the Palestinian people. Two organisations that I have donated to are unwra.org and pcrf.net - but there are many bigger and smaller initiatives worthy of your support.

With love,

Jacob de Graaf

aida & linen count	height inch	width inch	height cm	width cm	8-metre skeins (6-stranded)	8-yard skeins 6-stranded)
14-count aida / 28-count linen	10 7/8	8 1/8	27.8	20.5	1.2 & 2.4	1.4 & 2.6
16-count aida / 32-count linen	9 5/8	7 1/8	24.3	17.9	1.1 & 2.1	1.2 & 2.3
18-count aida / 36-count linen	8 1/2	6 1/4	21.6	15.9	1 & 1.8	1.1 & 2
20-count aida / 40-count linen	7 5/8	5 5/8	19.4	14.4	0.4 & 0.8	0.5 & 0.9
46-count linen	6 5/8	4 7/8	16.9	12.5	0.4 & 0.7	0.4 & 0.8
56-count linen	5 1/2	4	13.9	10.3	0.3 & 0.6	0.3 & 0.6


10

20

30

40

50



60

70

80

90

100

110

10

20


30

40

50

60

70




10

20

30

40

50



60

70

80

90

100

110

80

90

100


110

120

130

140

150



Free Embroidery
2024
Are we not
their **B**rothers
& **S**isters?



2024

© 2024 Modern Folk Embroidery. This material may be reproduced, displayed,
and distributed without permission of the copyright holder.
Feel free to share this pattern with others, and distribute it further.